



Technical specification

LAGOON

Contents

Contents.....	1
Technical datas.....	2
Construction.....	3
Sails and riggings.....	3
Hardware.....	3
Mooring.....	4
Various Equipment.....	4
Motorisation.....	4
Plumbing.....	4
Electrics.....	5
Deck layout.....	6
Interior layouts.....	7
Available versions.....	8
4 cabins – lateral galley.....	9
5 cabins – lateral galley.....	14
5 cabins – central galley.....	19
6 cabins – central galley.....	25

Technical datas

Length over all	18,90 m / 62'
Length	18,20 m / 59'9"
Beam over all	10,00 m / 32'10"
Mast clearance	31 m / 101'9"
Draft	1,55 m / 5'1"
Displacement (ECC)	30,8 t / 67 899 Lbs
Upwind sail area	231 m ² / 2486 sq.ft
Full batten mainsail	140 m ² / 1506 sq.ft.
Square top mainsail (option)	146 m ² / 1571 sq.ft.
Furling genoa	91 m ² / 979 sq.ft.
Spinnaker (option)	300 m ² / 3228 sq.ft
Code 0 (option)	185 m ² / 1991 sq.ft
Fresh water capacity	4 x 240 l / 4 x 63 US gal
Fuel capacity	2 x 650 l / 2 x 172 US gal
Engines	2 x 110 hp CR à 2 x 150 hp CR
Architects	VPLP Design
Interior Design	Nauta Design
Nb of berths	8 to 14
EC Certification	A :14 - B :14 - C : 16 - D : 30

Construction

- Building process: infused FRP and FRP composite with balsa core and polyester and high quality anti-osmotic resin. Hull bottom and keels in solid infused laminate
- Infused balsa core structural bulkheads
- White gel coat hulls
- White gel coat deck with non-diamond skid areas

Sails and riggings

SAILS

- 1 high roach mainsail in Dacron type double ply with battens and LAGOON logo
- 1 genoa in Dacron type double ply on electrical furler with UV protective band

RIGGING

- Painted aluminum mast with track
- Double spreaders rig
- Painted aluminum boom
- 2 encased shrouds
- 2 encased low shrouds
- 1 genoa forestay with electric furler
- 1 staysail forestay
- Adjustable lazy-jacks with spreaders
- Deck light on the mast

RUNNING RIGGING

- 1 double purchase spectra mainsail halyard
- 1 spectra Genoa halyard with tension adjustment track at mast base.
- 1 boom topping lift
- 3 reefing lines (1st in dynema)
- Genoa sheets
- Mainsail sheet led back to winches via boom

Hardware

- 1 electrical halyard winch 24V 80.2 STEA
- 3 manual winches for 2 halyards and 1 mainsail sheet 80.2 STA
- Anodized aluminum crossbeam with mooring point for the genoa furler, anchor roller and navigation lights

Mooring

- Composite longitudinal crossbeam with avec integrated chain run and forestay chain plate
- 11 mooring cleats
- 2000W 24V electrical windlass on the deck, horizontal gypsy (chain 14mm) and remote
- Chain locker located on the starboard side of the windlass

Various Equipment

- Pushpits on port with flag pole and buoy bracket
- Pulpits with wooden seats
- Height of the stanchions : 840 mm
- 3 ranges of life line
- Polyester toe rail

Motorisation

- 2 diesel engines VOLVO D3-110 HS63 110cv common rail, V-drive mounting
- 3 blades fixe propellers
- Sea water filter
- Electric engine throttles and control panel at the helm station on the portside of the flybridge
- 2 foam core spade rudders, stainless steel rudder shafts
- Epoxy rudder tubes
- Upper and lower self-aligning rudder bearings
- Full hydraulic steering system (1 hydraulic strut per rudder)
- Hydraulic pump behind the steering wheel axe
- Ventilation of the engine compartment : natural suction and forced extraction in the aft transom
- Sound-proofing of the engine compartment
- Fuel circuit :
 - 2 aluminum tanks of 2 x 650 liters
 - Fuel filter systems: pre-filter with water separator and primary filter
 - Remote fuel shut off valve
 - Gauge at the general control panel

Plumbing

FRESH WATER CIRCUIT

- Fresh water tank : 4 x 240L with gauge at the chart table
- Fresh water circuit including 2 x 24V pressure pumps
- 2 x 60L electric water heater, 220V/engine exchanger
- Freshwater fillers with re maker on the deck

- Fresh water shore power on portside

GREY WATER

- Shower and washbasin drain to grey water tank and automatic pump
- Galley sinks drain directly overboard

BLACK WATER

- 1 holding tank per toilet (73 liters), with deck pump out or gravity drain to sea
- Electrical fresh water toilet

BILGE PUMPS CIRCUIT

- 1 manual bilge pump in each hull and activated from the cockpit
- 1 automatic and electric bilge pump in each engine room
- Automatic and electric bilge pump in each hull + manual override + bilge level alarm in each hull
- Self-draining cockpit compliant to the EC certifications

Electrics

24V POWER CIRCUIT

- 2 driven alternators 24V 110 Ah
- Gel service batteries : 24V 420Ah
- 1 power protection box
- 2 gel start batteries 12V 48Ah each
- 1 x 24V panel for the main functions with batteries controller

12V POWER CIRCUIT

- 2 Start batteries 12V 48Ah

220V AC CIRCUIT WITH

- 3 outlets per cabin, 5 in the saloon, 4 in the lateral galley, 1 in each companionway, 1 in each engine room, 1 in the technical compartment, 1 in each bow locker
- 1 220V panel with power source selector, voltmeter
- 50 Amp dock inlet in the aft transom

LIGHTING

- Outside LED lighting 24V
- Inside LED lighting 24V
- Lighting wirelessly with centralized management on touch screen at the chart table
- Navigation lights

Deck layout

TRANSOM

- Hot/cold deck shower on starboard
- Removable swim ladder with fixe s/s handle in the starboard transom
- Teak on the steps

AFT COCKPIT

- Large cockpit usable as a deck salon, protected by the flybridge
- Cockpit flush to the salon
- Teak cockpit floor
- "L" bench with 3 storage lockers on starboard
- Large teak cockpit table (2000x1000mm)
- Storage cupboard : Corian® « night sky » countertop, 3 doors, 1 mixer tap
- Drawer fridge 50 L
- Storage in the flybridge ceiling
- Aft cross with 4 storage boxes, sun bed, space for 2 life rafts and s/s guardrail
- 4 folding chairs

FLYBRIDGE

- Access from the cockpit by a spiral staircase with teak steps and s/s frame work
- Lockable access to the flybridge
- Aft sunbed space integrated in the roof in the back of the mast
- Return of all maneuvers concentrated on the front part of the flybridge around 4 winches
- 4 line storage lockers
- 1 storage box (fridge option)
- Large bench on all the width of the flybridge (total volume 600L)
- Bench on starboard with 2 lockers, 2 cup holders on each side
- 2 helm stations with:
 - 1100mm diameter steering wheel
 - Desk for the electronics
 - Control and engine panel on the independent port lateral console
 - 1 compass
 - Windlass control on the port lateral console
 - Cushions for seats and backrests

FORWARD COCKPIT

- 4 storage lockers
- 1 opening deck hatch to access to the technical compartment with the service batteries and space for generator, chargers and converter (options)

- Trampoline with nylon thread

BOW LOCKERS

- Access through opening deck hatches
- S/s ladder
- Floor
- White painting

Interior layouts

GENERALITIES

- Interior woodwork in Alpi Walnut plywood
- Asburgo laminated floor
- S/s handrail leather covered
- Fabric-covered plywood ceiling panels or fiberglass liners in cabins and wash rooms
- Fabric-covered plywood on hull liner in cabins
- Polyester ceiling and fabric-covered plywood in the salon

STANDING HEADROOM

Salon:	2.10m
Cabin:	2.05 m
Bathroom:	2.05 m

MATTRESS AND UPHOLSTERY

- Marine mattresses made of multi-layer alveolar foam with several densities (tick. 130mm)
- Mattresses treatment: anti-microbial, anti-bacterial, non-allergenic, anti-dust mite
- Standard upholstery as indicated on Lagoon sample book
- Synthetic fabrics adapted to marine environment:
 - washable (40°C)
 - U.V. resistant
 - water repellent, with anti-stain treatment
- Blackout curtains in the cabins and salon
- Mosquito screen and blinds for deck hatches

LIGHTING

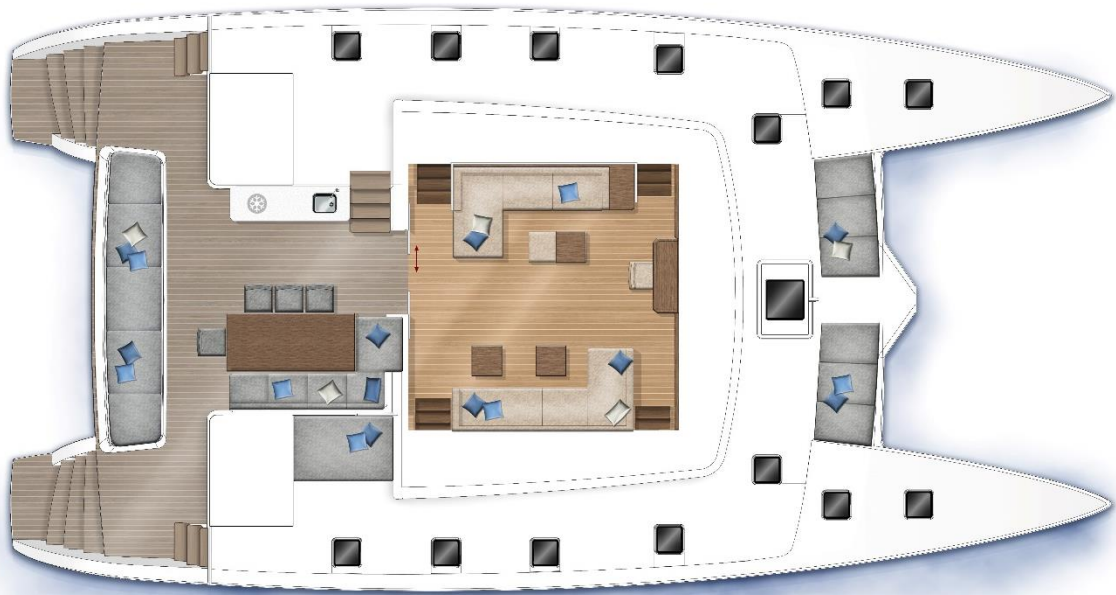
- 24 V LED ceiling spotlights
- 24V lighting in the engine compartment
- Bow locker lighting
- Indirect lighting in baseboards

- Peripheral lighting under the ceiling

Available versions

- 4 cabins – lateral galley
- 5 cabins – lateral galley
- 5 cabins – central galley
- 6 cabins – central galley

4 cabins - lateral galley



SALON

- 3 under floor lockers
- Storage cupboards
- 3 leather chairs
- 4 opening hatches on the front windows
- Companionway steps port and starboard against coachhouse bulkhead
- Companionway steps port and starboard behind mast bulkhead

On starboard

- 1 sofa 5 seats with lounge chair and 4 storage lockers
- 2 coffee tables removable in dining tables(telescopic electrical feet)
- 1 cupboard
- 3 storage lockers on the gunwale with upper opening

On portside

- 1 sofa 3 seats with lounge chair and 4 storage lockers
- Footrest with removable s/s and wood trolley + drawer
- 1 low cupboard in front of the sofa:
 - Storage at the front
 - Drawer with bottle storage space, side of forward companionway
 - 3 cupboards
 - TV (option)
 - 3 storage lockers on the gunwale with upper opening

CHART TABLE

- Instrument console in leather for electronic equipment
- Chart top in leather
- 1 touchscreen for monitoring
- Main electric panel in the cupboard on the starboard side of the chart table



PORTSIDE HULL

Galley

- Access from the cockpit through a sliding window
- 2 opening deck hatches

Outboard side:

- Corian® countertop with :
- 2 waste bins under the countertop, access from the top
- Double s/s sink with hot/cold mixer tap
- 1 low cupboard 4 doors with shelves and 3 drawers
- 1 shelf with 2 bottle storage
- 1 high cupboard 2 doors
- 1 fridge (345L) / freezer (179L) 220V 2 doors, ice maker, 24/220V dedicated convertor
- 1 hull fixe window with 1 integrated opening porthole

Inboard side:

- Column cupboard with 3 storage units (microwave option) and gas oven
- Corian® countertop with :

- Integrated s/s dishes rest
- 4 burners gas stove, base for pan
- 2 low cupboards 2 doors
- 1 low cupboard with 3 drawers
- 3 high cupboards with flaps

Middle cabin

- 1 double bed with lateral and front access (2.05 x 1.60 m) and wooden slats
- 4 under bed drawers and cupboards
- 2 bed nightstands with storage from above and front door
- Shelves – outboard side
- Tall cabinet with wardrobe and shelves – inboard side
- 1 opening deck hatch
- 1 hull fixe window with 1 integrated opening porthole
- Door for direct access to the bathroom

Middle bathroom

- Synthetic resin countertop and washbasin
- Hot/cold mixer tap
- Tall cupboards 2 doors with mirror
- Low cupboards 2 doors
- Electrical fresh water toilet
- Toilet paper holder
- Separate shower with tempered glass door
- Teak floor in the bathroom and in the shower
- 1 opening deck hatch

Companionway

- Storage 2 doors downstairs

Forward cabin

- 1 double bed with lateral and front access (2.05 x 1.60 m) and wooden slats
- 2 under bed drawers
- 2 bed nightstands with storage from above
- Shelves – outboard side
- Wardrobe– outboard side
- Cupboard 4 doors – outboard side
- 1 opening deck hatch
- 1 hull fixe window with 1 integrated opening porthole
- Door for direct access to the bathroom

Forward bathroom

- Synthetic resin countertop and washbasin
- Hot/cold mixer tap
- Tall cupboards 2 doors with mirror
- Low cupboards 2 doors
- Electrical fresh water toilet
- Toilet paper holder
- Separate shower with tempered glass door
- Teak floor in the bathroom and in the shower
- 1 opening deck hatch

STARBOARD HULL**Aft cabin**

- 1 double bed with lateral and front access (2.05 x 1.60 m) and wooden slats
- 4 under bed drawers and cupboards
- 2 bed nightstands with storage from above and front door
- Large dressing room with 2 wardrobes with lighting, 4 cupboards with shelves and 6 drawers
- Bookshelves – inboard side
- Desk with storage and shelves
- 1 pouf
- Sofa 2 seats with dessert trolley and low storage
- 1 opening hull porthole
- 1 hull fixe window with 1 integrated opening porthole
- Large glass roof opening on the back, giving a private access to the transom

- Separate toilets with direct access door
- Electrical fresh water toilet
- Toilet paper holder

Aft bathroom

- Corian® countertop with integrated double washbasin
- Hot/cold mixer tap
- Tall cupboards 2 doors with mirror
- Low cupboards 5 doors
- Separate shower with tempered glass door
- Teak floor in the bathroom and in the shower
- 1 hull fixe window with 1 integrated opening porthole

Forward cabin

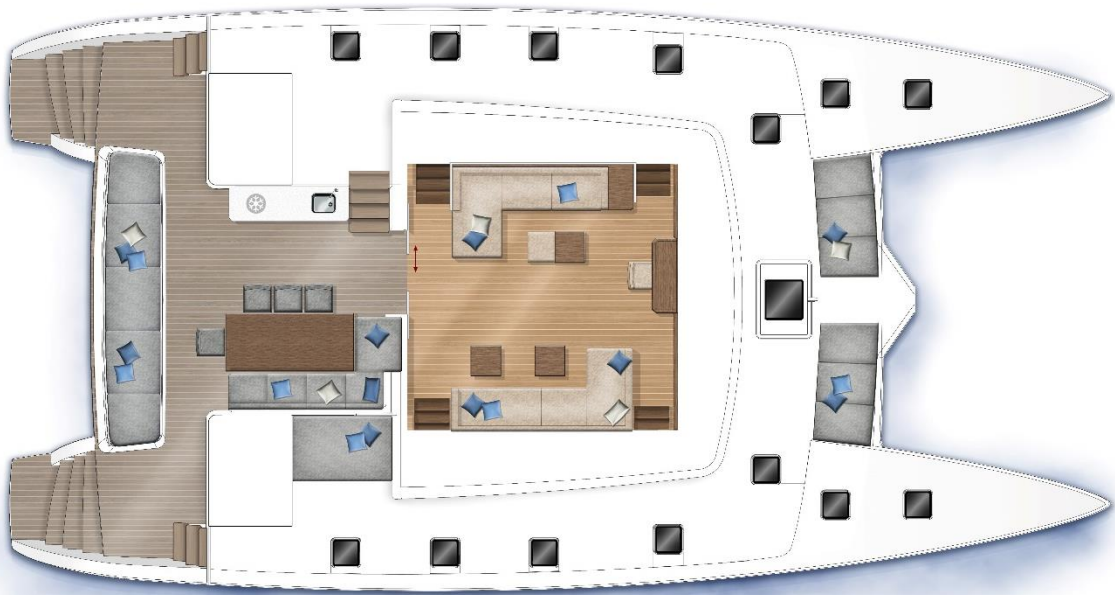
- 1 double bed with lateral and front access (2.05 x 1.60 m) and wooden slats

- 2 under bed drawers
- 2 bed nightstands with storage from above
- Double wardrobe with low cupboards and drawers
- Desk, shelves and cupboards
- 2 opening deck hatches
- 1 hull fixe window with 1 integrated opening porthole
- Door for direct access to the bathroom

Forward bathroom

- Synthetic resin» countertop with integrated washbasin
- Hot/cold mixer tap
- Tall cupboards 2 doors with mirror
- Low cupboards 2 doors
- Electrical fresh water toilet
- Toilet paper holder
- Separate shower with tempered glass door
- Teak floor in the bathroom and in the shower
- 1 opening deck hatch

5 cabins - lateral galley



SALON

- 3 under floor lockers
- Storage cupboards
- 3 leather chairs
- 4 opening hatches on the front windows
- Companionway steps port and starboard against coachhouse bulkhead
- Companionway steps port and starboard behind mast bulkhead

On starboard

- 1 sofa 5 seats with lounge chair and 4 storage lockers
- 2 coffee tables removable in dining tables(telescopic electrical feet)
- 1 cupboard
- 3 storage lockers on the gunwale with upper opening

On portside

- 1 sofa 3 seats with lounge chair and 4 storage lockers
- Footrest with removable s/s and wood trolley + drawer
- 1 low cupboard in front of the sofa:
 - Storage at the front
 - Drawer with bottle storage space, side of forward companionway
 - 3 cupboards
 - TV (option)
 - 3 storage lockers on the gunwale with upper opening

CHART TABLE

- Instrument console in leather for electronic equipment
- Chart top in leather
- 1 touchscreen for monitoring
- Main electric panel in the cupboard on the starboard side of the chart table



PORTSIDE HULL

Galley

- Access from the cockpit through a sliding window
- 2 opening deck hatches

Outboard side:

- Corian® countertop with :
- 2 waste bins under the countertop, access from the top
- Double s/s sink with hot/cold mixer tap
- 1 low cupboard 4 doors with shelves and 3 drawers
- 1 shelf with 2 bottle storages
- 1 high cupboard 2 doors
- 1 fridge (345L) / freezer (179L) 220V 2 doors, ice maker, 24/220V dedicated convertor
- 1 hull fixe window with 1 integrated opening porthole

Inboard side:

- Column cupboard with 3 storage units (microwave option) and gas oven

- Corian® countertop with :
 - Integrated s/s dishes rest
 - 4 burners gas stove, base for pan
- 2 low cupboards 2 doors
- 1 low cupboard with 3 drawers
- 3 high cupboards with flaps

Middle cabin

- 1 double bed with lateral and front access (2.05 x 1.60 m) and wooden slats
- 4 under bed drawers and cupboards
- 2 bed nightstands with storage from above and front door
- Shelves – outboard side
- Tall cabinet with wardrobe and shelves – inboard side
- 1 opening deck hatch
- 1 hull fixe window with 1 integrated opening porthole
- Door for direct access to the bathroom

Middle bathroom

- Synthetic resin countertop and washbasin
- Hot/cold mixer tap
- Tall cupboards 2 doors with mirror
- Low cupboards 2 doors
- Electrical fresh water toilet
- Toilet paper holder
- Separate shower with tempered glass door
- Teak floor in the bathroom and in the shower
- 1 opening deck hatch

Companionway

- Storage 2 doors downstairs

Forward cabin

- 1 double bed with lateral and front access (2.05 x 1.60 m) and wooden slats
- 2 under bed drawers
- 2 bed nightstands with storage from above
- Shelves – outboard side
- Wardrobe– outboard side
- Cupboard 4 doors – outboard side
- 1 opening deck hatch
- 1 hull fixe window with 1 integrated opening porthole
- Door for direct access to the bathroom

Forward bathroom

- Synthetic resin countertop and washbasin
- Hot/cold mixer tap
- Tall cupboards 2 doors with mirror
- Low cupboards 2 doors
- Electrical fresh water toilet
- Toilet paper holder
- Separate shower with tempered glass door
- Teak floor in the bathroom and in the shower
- 1 opening deck hatch

STARBOARD HULL**Aft cabin**

- 1 double bed with lateral and front access (2.05 x 1.60 m) and wooden slats
- 4 under bed drawers and cupboards
- 2 bed nightstands
- Shelves – outboard side
- Tall cabinet with wardrobe– outboard side
- 1 drawer and cupboard 2 doors – inboard side
- 2 cabinets
- 1 opening deck hatch
- 1 hull fixe window with 1 integrated opening porthole
- Door for direct access to the bathroom

Aft bathroom

- Synthetic resin countertop and washbasin
- Hot/cold mixer tap
- Tall cupboards 2 doors with mirror
- Low cupboards 2 doors
- Electrical fresh water toilet
- Toilet paper holder
- Separate shower with tempered glass door
- Teak floor in the bathroom and in the shower
- 1 opening deck hatch

Middle cabin

- 1 double bed with lateral and front access (2.05 x 1.60 m) and wooden slats
- 4 under bed drawers and cupboards
- 2 bed nightstands
- Shelves – outboard side

- Tall cabinet with wardrobe and shelves – inboard side
- 1 opening deck hatch
- 1 hull fixe window with 1 integrated opening porthole
- Door for direct access to the bathroom

Middle bathroom

- Access from the companionway (day toilet function)
- Synthetic resin countertop and washbasin
- Hot/cold mixer tap
- Tall cupboards 2 doors with mirror
- Low cupboards 2 doors
- Electrical fresh water toilet
- Toilet paper holder
- Separate shower with tempered glass door
- Teak floor in the bathroom and in the shower
- 1 opening deck hatch

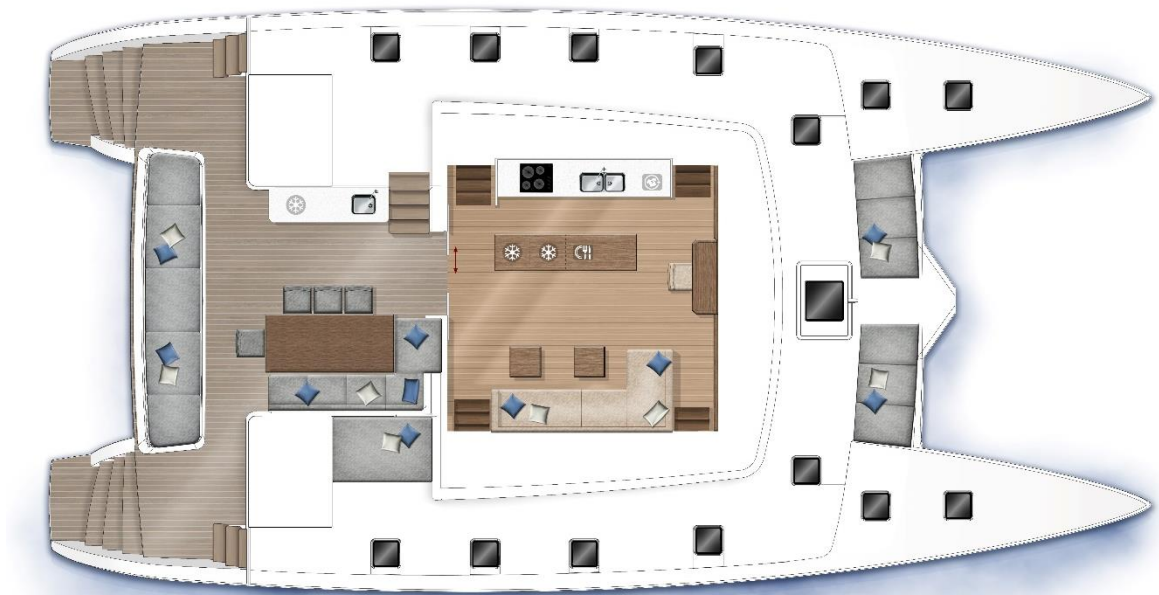
Forward cabin

- 1 double bed with lateral and front access (2.05 x 1.60 m) and wooden slats
- 2 under bed drawers
- 2 bed nightstands with storage from above
- Shelves – outboard side
- Wardrobe– outboard side
- Cupboard 4 doors – outboard side
- 1 opening deck hatch
- 1 hull fixe window with 1 integrated opening porthole
- Door for direct access to the bathroom

Forward bathroom

- Synthetic resin countertop and washbasin
- Hot/cold mixer tap
- Tall cupboards 2 doors with mirror
- Low cupboards 2 doors
- Electrical fresh water toilet
- Toilet paper holder
- Separate shower with tempered glass door
- Teak floor in the bathroom and in the shower
- 1 opening deck hatch

5 cabins - central galley



SALON

- 3 under floor lockers
- Storage cupboards
- 3 leather chairs
- 4 opening hatches on the front windows
- Companionway steps port and starboard against coachhouse bulkhead
- Companionway steps port and starboard behind mast bulkhead

On starboard

- 1 sofa 5 seats with lounge chair and 4 storage lockers
- 2 coffee tables removable in dining tables(telescopic electrical feet)
- 1 cupboard
- 3 storage lockers on the gunwale with upper opening

CHART TABLE

- Instrument console in leather for electronic equipment
- Chart top in leather
- 1 touchscreen for monitoring
- Main electric panel in the cupboard on the starboard side of the chart table

GALLEY

- Corian® countertop
- Double s/s sink with hot/cold mixer tap
- Integrated s/s dishes rest

- 4 burners gas stove, base for pan
- Under the countertop :
 - 1 full high drawer
 - 1 gas oven with 1 flap
 - 1 cupboard 1 door
 - 1 double drawer (waste bin)
 - 2 drawers
 - 1 cupboard with shelve (washing machine option)
- 1 high cupboard avec cooker hood et 2 flaps
- 3 cupboards with flaps o the gunwale

Central island:

- Corian® countertop
- Low cupboards 2 doors and 2 drawers
- 130L fridge
- Additional fridge or freezer (option)
- Dishwasher (option)
- TV (option)

Back galley in the forward companionway with:

- Storage downstairs
- Fridge (200 L) upper part and freezer (60L) lower part, ice maker



PORTISE HULL

Aft cabin

- Private access from the transom
- 1 double bed with lateral and front access (2.05 x 1.60 m) and wooden slats
- 4 under bed drawers and 2 cupboards
- 2 bed nightstands with storage from above and 1 front door
- 1 wardrobe with 1 drawer and 3 cupboards
- 1 opening deck hatch
- 1 hull fixe window with 1 integrated opening porthole
- Door for direct access to the bathroom

Aft bathroom

- Synthetic resin countertop with integrated washbasin
- Hot/cold mixer tap
- Tall cupboards 2 doors with mirror
- Low cupboards 2 doors
- Electrical fresh water toilet
- Toilet paper holder
- Separate shower with tempered glass door
- Teak floor in the bathroom and in the shower
- 1 opening deck hatch

Middle cabin

- 2 bunk beds with lateral (2.05 x 0.90 m) and wooden slats
- 2 under bed drawers

- 3 storage and bookshelve – inboard side
- Wardrobe– outboard side
- 1 cabinet on the aft port
- 1 desk with shelves – outboard side
- 1 opening deck hatch
- 1 hull fixe window with 1 integrated opening porthole
- Door for direct access to the bathroom

Middle bathroom

- Synthetic resin countertop with integrated washbasin
- Hot/cold mixer tap
- Tall cupboards 2 doors with mirror
- Low cupboards 2 doors
- Electrical fresh water toilet
- Toilet paper holder
- Separate shower with tempered glass door
- Teak floor in the bathroom and in the shower
- 1 opening deck hatch

Forward cabin

- 1 double bed with lateral and front access (2.05 x 1.60 m) and wooden slats
- 2 under bed drawers
- 2 bed nightstands with storage from above
- Shelves – outboard side
- Wardrobe– outboard side
- Cupboard 4 doors – outboard side
- 1 opening deck hatch
- 1 hull fixe window with 1 integrated opening porthole
- Door for direct access to the bathroom

Forward bathroom

- Synthetic resin countertop and washbasin
- Hot/cold mixer tap
- Tall cupboards 2 doors with mirror
- Low cupboards 2 doors
- Electrical fresh water toilet
- Toilet paper holder
- Separate shower with tempered glass door
- Teak floor in the bathroom and in the shower
- 1 opening deck hatch

STARBOARD HULL

Aft cabin

- 1 double bed with lateral and front access (2.05 x 1.60 m) and wooden slats
- 4 under bed drawers and cupboards
- 2 bed nightstands with storage from above and front door
- Large dressing room with 2 wardrobes with lighting, 4 cupboards with shelves and 6 drawers
- Bookshelves – inboard side
- Desk with storage and shelves
- 1 pouf
- Sofa 2 seats with dessert trolley and low storage
- 1 opening hull porthole
- 1 hull fixe window with 1 integrated opening porthole
- Large glass roof opening on the back, giving a private access to the transom

- Separate toilets with direct access door
- Electrical fresh water toilet
- Toilet paper holder

Aft bathroom

- Corian® countertop with integrated double washbasin
- Hot/cold mixer tap
- Tall cupboards 2 doors with mirror
- Low cupboards 5 doors
- Separate shower with tempered glass door
- Teak floor in the bathroom and in the shower
- 1 hull fixe window with 1 integrated opening porthole

Forward cabin

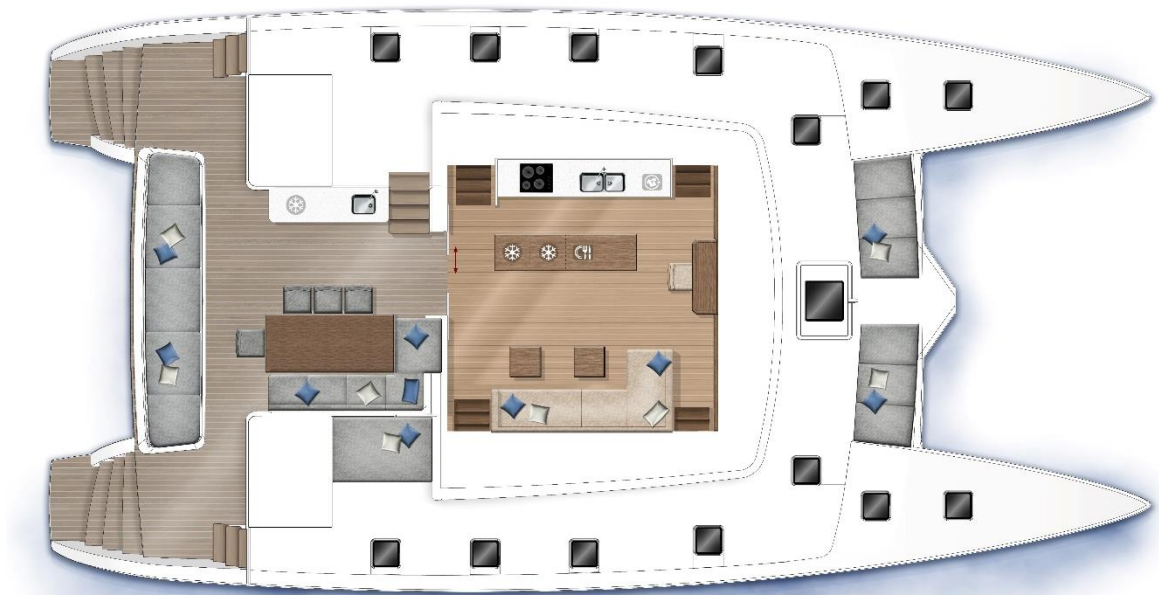
- 1 double bed lateral and front access (2.05 x 1.60 m) and wooden slats
- 2 under bed drawers
- 2 bed nightstands with storage from above
- Double wardrobe with low cupboards and drawers
- Desk, shelves and cupboards
- 2 opening deck hatches
- 1 hull fixe window with 1 integrated opening porthole
- Door for direct access to the bathroom

Forward bathroom

- Synthetic resin» countertop with integrated washbasin
- Hot/cold mixer tap

- Tall cupboards 2 doors with mirror
- Low cupboards 2 doors
- Electrical fresh water toilet
- Toilet paper holder
- Separate shower with tempered glass door
- Teak floor in the bathroom and in the shower
- 1 opening deck hatch

6 cabins - central galley



SALON

- 3 under floor lockers
- Storage cupboards
- 3 leather chairs
- 4 opening hatches on the front windows
- Companionway steps port and starboard against coachouse bulkhead
- Companionway steps port and starboard behind mast bulkhead

On starboard

- 1 sofa 5 seats with lounge chair and 4 storage lockers
- 2 coffee tables removable in dining tables(telescopic electrical feet)
- 1 cupboard
- 3 storage lockers on the gunwale with upper opening

CHART TABLE

- Instrument console in leather for electronic equipment
- Chart top in leather
- 1 touchscreen for monitoring
- Main electric panel in the cupboard on the starboard side of the chart table

GALLEY

- Corian® countertop
- Double s/s sink with hot/cold mixer tap
- Integrated s/s dishes rest

- 4 burners gas stove, base for pan
- Under the countertop :
 - 1 full high drawer
 - 1 gas oven with 1 flap
 - 1 cupboard 1 door
 - 1 double drawer (waste bin)
 - 2 drawers
 - 1 cupboard with shelve (washing machine option)
- 1 high cupboard avec cooker hood et 2 flaps
- 3 cupboards with flaps o the gunwale

Central island :

- Corian® countertop
- Low cupboards 2 doors and 2 drawers
- 130L fridge
- Additional fridge or freezer (option)
- Dishwasher (option)
- TV (option)

Back galley in the forward companionway with:

- Storage downstairs
- Fridge (200 L) upper part and freezer (60L) lower part, ice maker



PORTISE HULL

Aft cabin

- Private access from the transom
- 1 double bed with lateral and front access (2.05 x 1.60 m) and wooden slats
- 4 under bed drawers and 2 cupboards
- 2 bed nightstands with storage from above and 1 front door
- 1 wardrobe with 1 drawer and 3 cupboards
- 1 opening deck hatch
- 1 hull fixe window with 1 integrated opening porthole
- Door for direct access to the bathroom

Aft bathroom

- Synthetic resin countertop with integrated washbasin
- Hot/cold mixer tap
- Tall cupboards 2 doors with mirror
- Low cupboards 2 doors
- Electrical fresh water toilet
- Toilet paper holder
- Separate shower with tempered glass door
- Teak floor in the bathroom and in the shower
- 1 opening deck hatch

Middle cabin

- 2 bunk beds with lateral (2.05 x 0.90 m) and wooden slats
- 2 under bed drawers
- 3 storage and bookshelve – inboard side
- Wardrobe– outboard side
- 1 cabinet on the aft port
- 1 desk with shelves – outboard side
- 1 opening deck hatch
- 1 hull fixe window with 1 integrated opening porthole
- Door for direct access to the bathroom

Middle bathroom

- Synthetic resin countertop with integrated washbasin
- Hot/cold mixer tap
- Tall cupboards 2 doors with mirror
- Low cupboards 2 doors
- Electrical fresh water toilet
- Toilet paper holder
- Separate shower with tempered glass door
- Teak floor in the bathroom and in the shower
- 1 opening deck hatch

Forward cabin

- 1 double bed with lateral and front access (2.05 x 1.60 m) and wooden slats
- 2 under bed drawers
- 2 bed nightstands with storage from above
- Shelves – outboard side
- Wardrobe– outboard side
- Cupboard 4 doors – outboard side
- 1 opening deck hatch
- 1 hull fixe window with 1 integrated opening porthole
- Door for direct access to the bathroom

Forward bathroom

- Synthetic resin countertop and washbasin
- Hot/cold mixer tap
- Tall cupboards 2 doors with mirror
- Low cupboards 2 doors
- Electrical fresh water toilet
- Toilet paper holder
- Separate shower with tempered glass door

- Teak floor in the bathroom and in the shower
- 1 opening deck hatch

STARBOARD HULL

Aft cabin

- 1 double bed with lateral and front access (2.05 x 1.60 m) and wooden slats
- 4 under bed drawers and cupboards
- 2 bed nightstands
- Shelves – outboard side
- Tall cabinet with wardrobe– outboard side
- 1 drawer and cupboard 2 doors – inboard side
- 2 cabinets
- 1 opening deck hatch
- 1 hull fixe window with 1 integrated opening porthole
- Door for direct access to the bathroom

Aft bathroom

- Synthetic resin countertop and washbasin
- Hot/cold mixer tap
- Tall cupboards 2 doors with mirror
- Low cupboards 2 doors
- Electrical fresh water toilet
- Toilet paper holder
- Separate shower with tempered glass door
- Teak floor in the bathroom and in the shower
- 1 opening deck hatch

Middle cabin

- 1 double bed with lateral and front access (2.05 x 1.60 m) and wooden slats
- 4 under bed drawers and cupboards
- 2 bed nightstands
- Shelves – outboard side
- Tall cabinet with wardrobe and shelves – inboard side
- 1 opening deck hatch
- 1 hull fixe window with 1 integrated opening porthole
- Door for direct access to the bathroom

Middle bathroom

- Access from the companionway (day toilet function)
- Synthetic resin countertop and washbasin
- Hot/cold mixer tap

- Tall cupboards 2 doors with mirror
- Low cupboards 2 doors
- Electrical fresh water toilet
- Toilet paper holder
- Separate shower with tempered glass door
- Teak floor in the bathroom and in the shower
- 1 opening deck hatch

Forward cabin

- 1 double bed with lateral and front access (2.05 x 1.60 m) and wooden slats
- 2 under bed drawers
- 2 bed nightstands with storage from above
- Shelves – outboard side
- Wardrobe– outboard side
- Cupboard 4 doors – outboard side
- 1 opening deck hatch
- 1 hull fixe window with 1 integrated opening porthole
- Door for direct access to the bathroom

Forward bathroom

- Synthetic resin countertop and washbasin
- Hot/cold mixer tap
- Tall cupboards 2 doors with mirror
- Low cupboards 2 doors
- Electrical fresh water toilet
- Toilet paper holder
- Separate shower with tempered glass door
- Teak floor in the bathroom and in the shower
- 1 opening deck hatch



162, quai de Brazza
CS 81217
33072 Bordeaux Cedex - France
Tél. 33 + (0) 557 80 92 80
E-mail : info@cata-lagoon.com
www.cata-lagoon.com