

 630MY

Technical Specification

LAGOON

Contents

Contents	1
Main Characteristics.....	2
Construction.....	3
Power and drive systems.....	3
Fuel system.....	3
Fresh Water system.....	3
Black & Grey water system	4
Bilge system.....	4
Electrical system	4
Monitoring system	7
Lighting.....	7
Ventilation and extraction system.....	8
External layout and equipment.....	8
Openings.....	10
Equipment and finishing and internal layout.....	10
4 cabins, 4 heads - lateral galley	13
5 cabins, 5 heads - lateral galley	19
5 cabins, 5 heads - central galley.....	25
6 cabins, 6 heads - central galley	31

Main Characteristics

Overall Length (LOA)	19.50 m / 64'
Hull Length (LH)	19.05 m / 62'6"
Maximum Beam	10 m / 32'10"
Draft (light load)	1.15 m / 3'9"
Height above waterline without radar mast	5.70 m / 18'8"
Height above waterline including radar mast	6.50 m / 21'4"
Displacement (dry)	33.9 t / 74 750 lbs
Displacement (ECC)	34,7t / 76 514 lbs
Displacement (full)	41 t / 90 405 lbs
Fresh water capacity	960 l / 254 US gals
Black water capacity	320 to 480 l / 85 to 127 US gals
Fuel capacity (<i>upgradable</i>)	3050 l / 806 US gals
Additional optional capacity	1750 l / 462 US gals
Design Category	B :14 - C :16 - D : 30

Construction

- Structural project has been developed according to EN ISO 12215-7.
- Infused FRP + balsa core with polyester and high quality anti-osmotic resins.
- Hull bottom and keels in solid infused laminate
- Infused balsa core structural bulkheads
- Grey paint coat in bilges
- White gel coat hulls
- White gel coat decks with non-skid areas

Power and drive systems

Engines:	VOLVO D4 260 HP Diesel engines (upgradable) Engine speed, rpm 3500
Gearbox:	HS63IV - (Ratio: 2.48/1)
Propellers:	4 Blades fixed propellers 24"x 19
Steering system:	Electrical hydraulic steering system.
Bow Thruster:	Electrical, 24V, 250 MM, 200 KGF
(Optional equipment)	
Maneuvering system:	EVC E VOLVO Engine throttles and control panel on port steering station on flybridge.

Fuel system

- 4 aluminum fuel tanks :
 - o 1300 l total (343 US Gal), under floors forward of the engine rooms bulkheads
 - o 1750 l total (462 US Gal), under floors forward in the forward cabins
- Electronic sensor for level monitoring on the Ipad yacht management system
- Fuel fillers caps and vents on aft cross beam
- Equipment includes :
 - o Fuel filter systems: pre-filter with water separator and primary filter
 - o Remote fuel shut off valve in aft cabins

Fresh Water system

- Fresh water system: 4 tanks 240l, (63 US Gal) – 960 l (254 US Gal) total - Under cabin floors
- Fresh water tank levels are visible on the electronic management system IPAD at the wheelhouse dashboard.
- Fresh water circuit with 2 x 24V pressure pumps (located in engine compartments)
- 2 x 63 l (17 US Gal) electric water heaters linked to engines heat exchangers
- 1 transom shower (hot/cold) to starboard (2nd shower optional)
- 2 water fillers on deck

- Fresh water dock inlet (port side)

Black & Grey water system

BLACK WATER

- 1 holding tank per toilet 73 l (19 US Gal) with deck pump out or gravity drain to sea
- Electric TECMA fresh water toilet in each head

GREY WATER

- Shower and washbasin drain to grey water collection box (automatic pump out with float switch)
- Sinks drain directly overboard

Bilge system

- 24V AC electric pump control panel at nav station
- 1 electric bilge pump with auto float switch and manual override + bilge level alarm in each hull
- 2 manual bilge pumps for use from the cockpit
- Self-bailing cockpit following EC regulation
- 1 electric bilge pump in each engine room with auto float switch
- Bilge level alarm at nav station and helm station.

Electrical system

GENERAL CHARACTERISTICS

Voltage system as follows:

24V DC with grounded negative for:

- o Bilge systems
- o Steering systems
- o Engine room ventilation
- o Internal / External lights
- o Engine room lights
- o Navigation lights
- o Navigation systems
- o Mooring winches ²
- o Sliding top and electrical flybridge door
- o Other small utilities

230V AC, single phase, 50Hz for:

- o Monitoring system
- o Air conditioning systems
- o Galley appliances

- Battery chargers
- Electrical outlets
- Entertainment systems
- Other small utilities

ELECTRICAL PANELS

Main electrical control panels are installed next to the nav station:

- AC Change over
- AC breakers for Comfort, Power and Aircon bus.
- Battery switches
- Navigation system switch
- Multiplex modules
- Main ON/OFF switches for DC equipment

Secondary electrical panels are installed in all the areas of the yacht.

- DC breakers panels in port and starboard hull

230V AC POWER SOURCES

Shore Power

- One 230V AC, 50A shore in the transom
- Power sources are protected by breakers

Each shore power line has a multi-meter (Volt, Amp, Watt, frequency).

Option:

- A second shore power comes with the air-conditioning option: 230V AC, 63A shore inlets

Generator

One 7Kva ONAN generators, 230V AC, 50Hz, 12V DC starter, with sound shield box and electronic control panel located in the genset room.

Power sources are protected by breakers.

Option:

- Upgrade to 19 Kva ONAN generator, 230 AC, 50 Hz, 12V DC starter, with sound shield box.
- Additional 9Kva FISHER PANDA generator, 230 AC, 50 Hz, 12V DC starter, with sound shield box can be installed in the port engine compartment

Inverters

One 24/230V 2000 W inverter that supplies standard galley appliances as the main fridge and optional appliance as the salon entertainment system, wine cellar, cooker hood.

Option:

- Pack for 2 inverters 24/230V 5000 W each
- Pack for 3 inverters 24/110V 3000 W each

230V AC DISTRIBUTION

The AC distribution is split in three circuits: DOMESTIC – POWER – AIRCON

DOMESTIC

- SOCKETS (Salon, cabins and technical compartments)
- Microwave
- Icemaker
- Dishwasher
- Stove
- TV
- Fridge & freezer
- Galley hob

POWER

- Battery chargers
- Water heaters
- Water maker
- Dive compressor
- Microwave
- Oven
- Washing machine

AIRCON

- Air handlers
- Compressors
- Sea water pump

Each appliance is protected by magneto/thermal breakers.

24V DC POWER SOURCES

Batteries

- Group of 24V AGM batteries of 840Amp for services

- Group of 12V AGM batteries of 48Amp for port engine
- Group of 12V AGM batteries of 48Amp for starboard engine
- 12V AGM battery of 48Amp for main generator

Battery chargers (option)

- 2 x 24V 100 Amp battery charger for service batteries
- 12V 53Amp battery charger for main generator

Alternators

- 24V 110Amp engine alternators are connected via load repartitor to
 - o service batteries
 - o engine batteries

Monitoring system

Saloon dashboard display

- IPAD displays
- Fresh water level indicators and alarms
- Fuel level indicators, alarms and management
- Service battery indicators (Volt, Amp IN/OUT, Charge level, tension, intensity)
- 230V AC Source selection page with Volt, Amp, frequency
- Tension indicator, Start/Stop control of the generator
- Navigation lights control and monitoring
- Interior/Exterior lighting control and monitoring (except heads and bed lights)
- Electronics control
- System status: Lighting system & Multiplex system monitoring and alarm status

Lighting

ENGINE & GENERATOR COMPARTMENT

- 2 Neon lights 24V DC are installed in the engine and generator compartment.

MASTER, VIP AND GUESTS CABINS

- LED spotlights and strip LED in the ceiling
- Bed lights
- Courtesy strip LED under shelves
- Lights switches with dimmers close to the entrance door and near the bed

SALOON

- LED spotlights and strip power LED in the ceiling
- Lights switches with dimmers by the entrance door, companion way and navigation station

GALLEY

- LED spotlights and strip power LED under furniture
- Lights switches with dimmers

BATHROOMS

- LED spotlights

EXTERIORS

- LED spotlights LED spotlights
- Courtesy LED spotlights around the floor of the external deck and the floor of the fly bridge, transom (option)
- Lights switches by the entrance door and in the electronic management system IPAD

Ventilation and extraction system**INTERIORS VENTILATION**

- Each cabin and each head has at least one natural ventilation
- The owner head is equipped with a toilet air extractor with dedicated control.

ENGINE ROOM VENTILATION

- 1 electrical extractor by engine
- Engine room ventilation system control is connected to each engine
- 1 extractor in the generator compartment connected to the generator

External layout and equipment**FLYBRIDGE**

- External staircase with teak steps
- Flybridge floor in teak
- Aluminum access hatch to flybridge (Electrical option)
- Plexiglas and stainless steel windscreen
- Stainless steel protection pulpit and handrails
- Fiberglass arch, with stainless steel bimini on helm stations, and stainless steel support for:
 - o navigation lights
 - o radar and antennas equipment
 - o foghorn
 - o flybridge lights
 - o anemometer (option)
- 2 helm stations including:
 - o 1 wheel each

- o 1 compass each
- o windlass control and chain counter on port side
- o Cushions for settees + backrest
- o Engine throttles and control panel on port side
- o Foghorn, search light, and others switches for deck systems.

Option: Engine throttles on starboard helm stations

Option : teak on the sundeck (forward part of the flybridge)

- U-shape sofas with large capacity storage on starboard side. (Settee and sun lounging cushions are optional)
 - o cup holders
 - o small storage
- Teak tables for 10 people with stainless steel leg (foldable)
- Sunbathing (Settee and sun lounging cushions are optional)
- Wet bar with:
 - o sink, hot and cold water supply
 - o storages
 - o cup holders
 - o dustbin
 - o fridge (option)
 - o ice maker (option)
 - o retractable indirect lighting

AFT COCKPIT

- Teak floor
- Saloon door in aluminum/stainless steel and tempered glass
- C-shape sofas with large capacity storage on starboard side. (Settee and sun lounging cushions are optional)
- Teak table for 10 people with stainless steel legs
- Furniture on port side with:
 - o sink, hot and cold water supply
 - o cup holders
 - o storages
 - o dustbin
 - o fridge (53 L, 14 US Gal)
 - o ice maker (option)
 - o barbecue (option)
- 2 storages in cockpit ceiling
- 3 aluminum folding chairs

AFT COCKPIT

- Aft crossbeam with 4 storage lockers
- sun lounging area, (Settee and sun lounging cushions are optional)
- Dedicated storage for 2 X 10 person life raft

FOREDECK

- 1 deck hatch for technical compartment access :
 - o house battery bank
 - o generator 7 kva
 - o chargers (opt.)
 - o Inverters, (std and opt.)
- 3 deck lockers 2 to port and 1 to starboard, dedicated to dive compressor (opt.)
- Chain locker to starboard of the windlass
- 2000W 24V electric windlass on deck with horizontal gipsy (14mm chain) and remote control.
- Composite longitudinal compression beam

BOW COMPARTMENTS

- Access through a deck hatch
- Stainless steel ladder
- Inlet filters for bilge pump
- Drain to the sump

Openings

- All windows in grey tinted Plexiglas
- Central roof window in grey tinted glass
- Recessed Lewmar deck hatches
- Lewmar integrated port holes
- Plexiglas fixed hull windows
- Plexiglas salon windows
- Safety glass salon door with black aluminum frame

Equipment and finishing and internal layout

INTERIOR FINISH

The following specifications may change depending on the chosen layout version

- Furniture and bulkheads in Alpi Walnut
- Asburgo laminated floor
- Ceilings in vinyl
- Salon : pleated blinds on around the roof and roller blind on the aft bay windows (Pearl)
- Cabins : blackout blinds (White)

- Doors with leather imitation (Bison)
- Salon tables in alpi walnut with leather imitation insert (Bison)
- Sofa and pillows in fabric (Shark brown in std, other color according to the color chart)
- Leather chairs (Chocolate)
- Salon : gunwale, chart table, synoptic (Bison)
- Counter top and shelves of most cabins furniture in leather imitation (Bison)
- Bed tables doors in leather imitation (Bison)
- Bed head in fabric (Deauville CHALK)
- Floor in teak for shower and heads floor
- Galley counter in Corian

Option: Alpi grey oak

- Furniture and bulkheads in Alpi grey oak
- Alpi kord wengue laminated floor
- Ceilings in vinyl
- Salon : pleated blinds on around the roof and roller blind on the aft bay windows (Pearl)
- Cabins : blackout blinds (White)
- Doors with leather imitation (Bison)
- Salon tables in alpi grey oak with leather imitation insert (Bison)
- Sofa and pillows in fabric (Shark brown in std, other color according to the color chart)
- Leather chairs (Chocolate)
- Salon : gunwale, chart table, synoptic (Bison)
- Counter top and shelves of most cabins furniture in leather imitation (Bison)
- Bed tables doors in leather imitation (Bison)
- Bed head in fabric (Deauville CANVAS)
- Floor in teak for shower and heads floor
- Galley counter in Corian

Five different layouts accommodation:

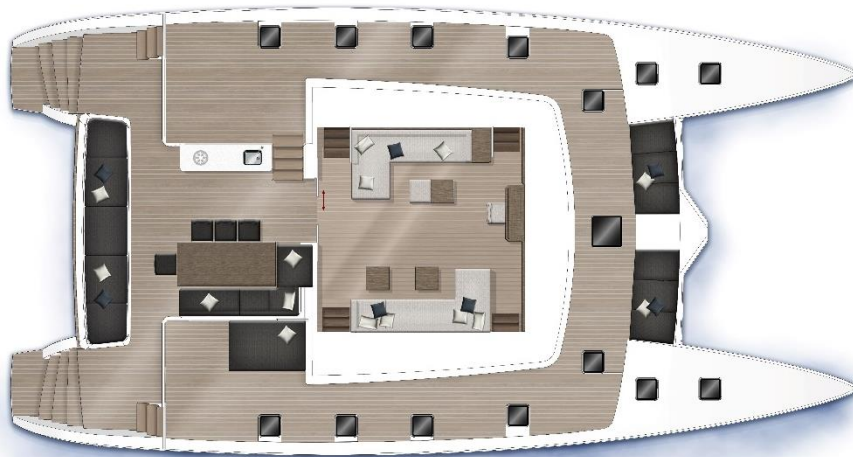
- 4 cabins, 4 heads - Lateral galley
- 5 cabins, 5 heads - Lateral galley
- 5 cabins, 5 heads - Central galley
- 6 cabins, 6 heads - Central galley

MATTRESS AND UPHOLSTERY

- Cabins mattresses: marine mattress made of multi-layer alveolar foam with several densities (thickness 130mm)
- Mattresses designed to improve comfort for a deeper sleep

- Mattresses treatment: anti-microbial, anti-bacterial, non-allergenic, anti-dust mite
- Standard upholstery as indicated on Lagoon sample book
- Synthetic fabrics adapted to marine environment:
 - Washable (40°C)
 - U.V. resistant
 - Water repellent, with anti-stain treatment

4 cabins, 4 heads - lateral galley



MAIN DECK – SALOON

- Access from the cockpit through sliding & locking door
- Storage under floors with hinged panels and lifting arm
- 2 opening hatches on the front port and starboard windows
- 4 Companionways

Port side:

- "L" shape sofa
- Cabinet forward of the settee including
 - o Storage at the front
 - o Bottle storage space
- TV cabinet with up/down lifting mechanism for a 40" LCD TV (option)
- 2 x 220 V outlet

Starboard side:

- "L" shape sofa
- 2 leather chairs for dining table
- 2 coffee tables with leather insert convertible into one large dining table (electrical pedestal)
- 1X 220 V outlet
- Cabinet with shelves on forward bulkhead
- Direct LED lights on ceilings

NAV STATION

- Instrument console in leather for electronic equipment
- Chart top in leather

- IPAD (See section 8 - Saloon dashboard display)
- Foghorn, windscreen wipers switches
- 1 X 220 V outlet under the chart table
- Technical access to electrical equipment under chart table
- Storage on port side of the chart table
- Storage and electrical main panel on starboard side of the wheelhouse, (See section 8)
- 1 leather lounge chair
- Full equipped chart table: (option)
 - o Leather seat, manually moved (up/down) depending on the seating arrangement selected (option)
 - o Main engines throttles
 - o Key switches for port and starboard engines



PORTISIDE HULL

Galley

- Access from cockpit through sliding glass door and steps
- Access from the salon through gangway
- 2 opening deck hatches

Outboard side::

- CORIAN countertop
- Stainless steel double sink under countertops with hot/cold fresh water mixer tap
- Liquid soap dispenser
- Storage with drawers under cooking top and sink
- 2 Waste bins under countertop
- Galley equipment includes:
 - o Fridge and freezer 220V 345 l + 179 l (91 + 47 US Gal) with ice maker

- o Dishwasher (option)
- o Washer/dryer (option)
- 2 X 220 V outlets

Inboard side:

- CORIAN countertop
- Galley equipment includes:
 - o Induction stove
 - o Wine cellar (option)
 - o Extractor
 - o Electrical oven
 - o Microwave oven (option)
- Upper storage cupboards
- Lower storage cupboards with drawers and shelves
- 2 X 220 V outlets

Amidships cabin

- Access from the salon via forward gangway
- Minimum headroom 2.05m (6'9")
- Queen size bed (2,05 m/6'9" X 1,60 m/5'3") with side access and wood slats under mattress
- 2 large drawers under bed
- Bedside storage with top s/s insert and imitation leather finishing
- Hanging locker with shelves on inner hull
- Shelves on hull side
- 1 Opening deck hatches with mosquito screens and blinds
- PMMA fixed hull windows with integrated opening porthole
- 2 x 220V outlets
- General cabin lighting with switches at the entrance and by bed sides + reading lights.

Amidships bathroom

- Direct access from cabin
- Minimum headroom 2.05m (6'9")
- Solid resin countertop with built in washbasin ("Ice white" colour)
- Separate shower with glass and stainless steel door
- Teak floors in bathroom and shower
- Vanity cabinet and mirror
- Electrical fresh water toilet
- 1 opening deck hatch with mosquito screen and blind

Forward cabin

- Access from the salon via forward gangway
- Minimum headroom 2.05m (6'9")
- Queen size bed (2,05 m/6'9" X 1,60 m/5'3") with side access and wood slats under mattress
- 2 large drawers under bed
- Bedside storage with top s/s insert and imitation leather finishing
- Hanging locker with shelves
- Storage locker on outboard side
- Shelves on hull side
- 1 opening deck hatches with mosquito screens and blinds
- PMMA fixed hull windows with integrated opening porthole
- 2 x 220V outlets
- General cabin lighting with switches at the entrance and by bed sides + reading lights.

Forward bathroom

- Direct access from cabin
- Minimum headroom 2.05m (6'9")
- Solid resin countertop with built in washbasin ("Ice white" colour)
- Separate shower with glass and stainless steel door
- Teak floors in bathroom and shower
- Vanity cabinet and mirror
- Electrical fresh water toilet
- 1 opening deck hatch with mosquito screen and blind

STARBOARD HULL**Master cabin**

- Access from the salon with private door
- Glass sliding access door for direct access to starboard side transom
- Minimum headroom 2.05m (6'9")
- Queen size bed (2,05 m/6'9" X 1,60 m/5'3") with side access and wood slats under mattress
- 2 large storage drawers under bed
- Bedside storage with top s/s insert and imitation leather finishing
- Large dressing cabinet with 2 lit wardrobes, 4 closets with shelves and 6 drawers
- Bookshelf and storage area next to dressing cabinet
- Shelves on hull side
- Vanity / desk with storage and shelves on hull side
- Pouf
- Sofa against hull side with side shelf and lower storage area

- Large mirror against sofa
- 3 opening deck hatches with mosquito screens and blinds
- PMMA fixed hull windows with integrated opening porthole
- 3 x 220V outlets
- General cabin lighting with switches at the entrance and by bed sides + reading lights.

Master bathroom

- Corian countertop with built-in washbasin
- Separate shower with glass and stainless steel door
- Teak floors in bathroom and shower
- Storage and mirror
- PMMA fixed hull windows with integrated opening porthole

Master private WC

- Fresh water electric head
- Electrical extractor

VIP cabin

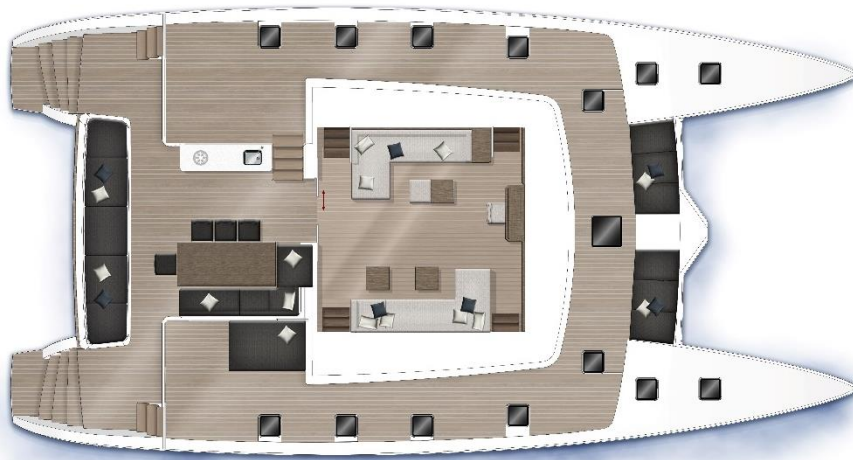
- Access from the salon with private door
- Minimum headroom 2.05m (6'9")
- Queen size bed (2,05 m/6'9" X 1,60 m/5'3") with side access and wood slats under mattress
- 2 large drawers under bed
- Bedside storage with top s/s insert and imitation leather finishing
- Double hanging locker with lower storage and drawers on hull side
- Bookshelf on hull side
- Storage on hull side
- Desk with storage and shelf on hull side
- 1 Opening deck hatches with mosquito screens and blinds
- PMMA fixed hull windows with integrated opening porthole
- 2 x 220V outlets
- General cabin lighting with switches at the entrance and by bed sides + reading lights.

VIP bathroom

- Direct access from cabin
- Minimum headroom 2.05m (6'9")
- Solid resin countertop with built in washbasin ("Ice white" colour)
- Separate shower with glass and stainless steel door
- Teak floors in bathroom and shower

- Vanity cabinet and mirror
- Electrical fresh water toilet
- Opening deck hatch with mosquito screen and blind

5 cabins, 5 heads - lateral galley



MAIN DECK – SALOON

- Access from the cockpit through sliding & locking door
- Storage under floors with hinged panels and lifting arm
- 2 opening hatches on the front port and starboard windows
- 4 Companionways

Port side:

- "L" shape sofa
- Cabinet forward of the settee including
 - o Storage at the front
 - o Bottle storage space
- TV cabinet with up/down lifting mechanism for a 40" LCD TV (option)
- 2 x 220 V outlet

Starboard side:

- "L" shape sofa
- 2 leather chairs for dining table
- 2 coffee tables with leather insert convertible into one large dining table (electrical pedestal)
- 1X 220 V outlet
- Cabinet with shelves on forward bulkhead
- Direct LED lights on ceilings

NAV STATION

- Instrument console in leather for electronic equipment
- Chart top in leather

- IPAD (See section 8 - Saloon dashboard display)
- Foghorn, windscreen wipers switches
- 1 X 220 V outlet under the chart table
- Technical access to electrical equipment under chart table
- Storage on port side of the chart table
- Storage and electrical main panel on starboard side of the wheelhouse, (See section 8)
- 1 leather lounge chair
- Full equipped chart table: (option)
 - o Leather seat, manually moved (up/down) depending on the seating arrangement selected (option)
 - o Main engines throttles
 - o Key switches for port and starboard engines



PORTISIDE HULL

Galley

- Access from cockpit through sliding glass door and steps
- Access from the salon through gangway
- 2 opening deck hatches

Outboard side:

- CORIAN countertop
- Stainless steel double sink under countertops with hot/cold fresh water mixer tap
- Liquid soap dispenser
- Storage with drawers under cooking top and sink
- 2 Waste bins under countertop
- Galley equipment includes:
 - o Fridge and freezer 220V 345 l + 179 l (91 + 47 US Gal) with ice maker

- o Dishwasher (option)
- o Washer/dryer (option)
- 2 X 220 V outlets

Inboard side:

- CORIAN countertop
- Galley equipment includes:
 - o Induction stove
 - o Wine cellar (option)
 - o Extractor
 - o Electrical oven
 - o Microwave oven (option)
- Upper storage cupboards
- Lower storage cupboards with drawers and shelves
- 2 X 220 V outlets

Amidships cabin

- Access from the salon via forward gangway
- Minimum headroom 2.05m (6'9")
- Queen size bed (2,05 m/6'9" X 1,60 m/5'3") with side access and wood slats under mattress
- 2 large drawers under bed
- Bedside storage with top s/s insert and imitation leather finishing
- Hanging locker with shelves on inner hull
- Shelves on hull side
- 1 Opening deck hatches with mosquito screens and blinds
- PMMA fixed hull windows with integrated opening porthole
- 2 x 220V outlets
- General cabin lighting with switches at the entrance and by bed sides + reading lights.

Amidships bathroom

- Direct access from cabin
- Minimum headroom 2.05m (6'9")
- Solid resin countertop with built in washbasin ("Ice white" colour)
- Separate shower with glass and stainless steel door
- Teak floors in bathroom and shower
- Vanity cabinet and mirror
- Electrical fresh water toilet
- 1 Opening deck hatch with mosquito screen and blind

Forward cabin

- Access from the salon via forward gangway
- Minimum headroom 2.05m (6'9")
- Queen size bed (2,05 m/6'9" X 1,60 m/5'3") with side access and wood slats under mattress
- 2 large drawers under bed
- Bedside storage with top s/s insert and imitation leather finishing
- Hanging locker with shelves
- Storage locker on outboard side
- Shelves on hull side
- 1 opening deck hatches with mosquito screens and blinds
- PMMA fixed hull windows with integrated opening porthole
- 2 x 220V outlets
- General cabin lighting with switches at the entrance and by bed sides + reading lights.

Forward bathroom

- Direct access from cabin
- Minimum headroom 2.05m (6'9")
- Solid resin countertop with built in washbasin ("Ice white" colour)
- Separate shower with glass and stainless steel door
- Teak floors in bathroom and shower
- Vanity cabinet and mirror
- Electrical fresh water toilet
- 1 Opening deck hatch with mosquito screen and blind

STARBOARD HULL**Aft cabin**

- Access from the salon via aft gangway
- Large glass sliding access door for direct access to cockpit and starboard side transom
- Retractable stainless steel lather
- Minimum headroom 2.05m (6'9")
- Queen size bed (2,05 m/6'9" X 1,60 m/5'3") with side access and wood slats under mattress
- 2 large drawers under bed
- Bedside storage with top s/s insert and imitation leather finishing
- Double hanging locker with lower storage and drawers on interior hull side
- Bookshelf on hull side
- Opening deck hatches with mosquito screens and blinds
- PMMA fixed hull windows with integrated opening porthole

- 2 x 220V outlets
- General cabin lighting with switches at the entrance and by bed sides + reading lights.

Aft bathroom

- Direct access from cabin
- Minimum headroom 2.05m (6'9")
- Solid resin countertop with built in washbasin ("Ice white" colour)
- Separate shower with glass and stainless steel door
- Teak floors in bathroom and shower
- Vanity cabinet and mirror
- Electrical fresh water toilet
- 1 opening deck hatch with mosquito screen and blind

Amidships cabin

- Access from the salon via aft gangway
- Minimum headroom 2.05m (6'9")
- Queen size bed (2,05 m/6'9" X 1,60 m/5'3") with side access and wood slats under mattress
- 2 large drawers under bed
- Bedside storage with top s/s insert and imitation leather finishing
- Hanging locker with shelves on inner hull side
- Shelves on hull side
- 1 opening deck hatches with mosquito screens and blinds
- PMMA fixed hull windows with integrated opening porthole
- 2 x 220V outlets
- General cabin lighting with switches at the entrance and by bed sides + reading lights.

Amidships bathroom

- Direct access from cabin
- Minimum headroom 2.05m (6'9")
- Solid resin countertop with built in washbasin
- Separate shower with glass and stainless steel door
- Teak floors in bathroom and shower
- Vanity cabinet and mirror
- Electrical fresh water toilet
- 1 Opening deck hatch with mosquito screen and blind

Forward cabin

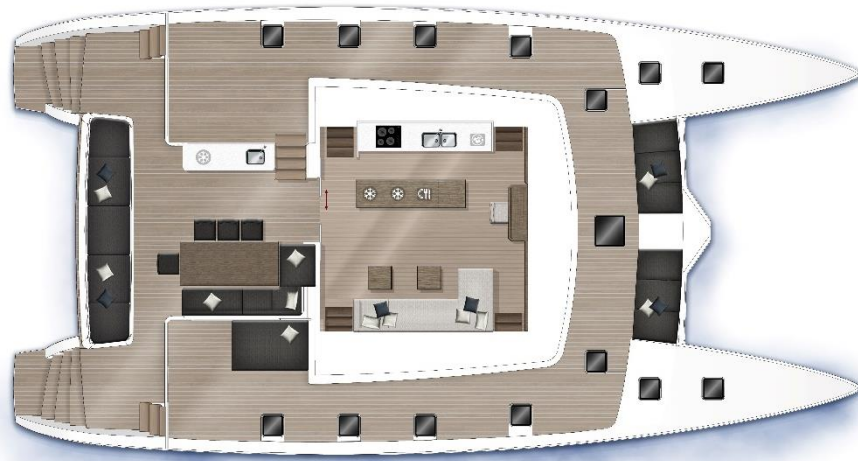
- Access from the salon via forward gangway

- Minimum headroom 2.05m (6'9")
- Queen size bed (2,05 m/6'9" X 1,60 m/5'3") with side access and wood slats under mattress
- 2 large drawers under bed
- Bedside storage with top s/s insert and imitation leather finishing
- Hanging locker with shelves
- Storage locker on outboard side
- Shelves on hull side
- 1 Opening deck hatches with mosquito screens and blinds
- PMMA fixed hull windows with integrated opening porthole
- 2 x 220V outlets
- General cabin lighting with switches at the entrance and by bed sides + reading lights.

Forward bathroom

- Direct access from cabin
- Minimum headroom 2.05m (6'9")
- Solid resin countertop with built in washbasin ("Ice white" colour)
- Separate shower with glass and stainless steel door
- Teak floors in bathroom and shower
- Vanity cabinet and mirror
- Electrical fresh water toilet
- 1 opening deck hatch with mosquito screen and blind

5 cabins, 5 heads - central galley



MAIN DECK – SALOON

- Access from the cockpit through sliding & locking door with latching mechanism inside and out. Half way latching points
- Storage under floors with hinged panels and lifting arm
- 2 opening hatches on the front port and starboard windows
- 4 Companionway steps port and stbd, bow and stern, behind and forward main bulkhead.

Starboard side:

- "L" shape sofa
- 2 leather lounge chairs for dining table
- 2 coffee tables with leather insert convertible into one large dining table (electrical pedestal)
- 2 x 220 V outlet
- Cabinet with shelves on forward bulkhead
- Direct LED lights on ceilings
-

NAV STATION

- Instrument console in leather for electronic equipment
- Chart top in leather on port and starboard side of the wheelhouse
- IPAD (See section 8 - Saloon dashboard display)
- Foghorn, windscreen wipers switches
- 1 X 220 V outlet
- Technical access to electrical equipment under chart table

- Storage on port side of the wheelhouse
- Storage and electrical main panel on starboard side of the wheelhouse, (See section 8)
- 1 leather lounge chairs
- Full equipped wheelhouse: (option)
 - o Leather seat, manually moved (up/down) depending on the seating arrangement selected (option)
 - o Main engines throttles

GALLEY

Port side:

- CORIAN countertop
- Stainless steel double sink under countertops with hot/cold fresh water mixer tap
- Liquid soap dispenser
- Storage with drawers under cooking top and sink
- Waste bins under countertop
- Storage shelves above the sink and main cooking top
- Galley equipment includes:
 - o Induction stove
 - o Extractor
 - o Electrical oven
 - o Washer/dryer (option)
 - o Microwave oven (option)
- 2 X 220V outlets

Central area:

- CORIAN countertop
- Lower storage with drawers and shelves
- Galley equipment includes:
 - o 130 lt stainless still fridge under countertop
 - o Dishwasher (option)
 - o 110lt stainless still freezer under countertop (option)
- TV cabinet with up/down lifting mechanism for a 40" LCD TV (option)
- 3 X 220V outlets

Back galley, (Port side forward companionway):

- 200 l refrigerator (upper space) and 60 l. freezer (lower space), icemaker.



PORTSIDE HULL

Aft cabin

- Access from the salon via aft gangway
- Large glass sliding access door for direct access to cockpit and starboard side transom
- Retractable stainless steel leather
- Minimum headroom 2.05m (6'9")
- Queen size bed (2,05 m/6'9" X 1,60 m/5'3") with side access and wood slats under mattress
- 2 large drawers under bed
- Bedside storage with top s/s insert and imitation leather finishing
- Double hanging locker with lower storage and drawers on interior hull side
- Bookshelf on hull side
- 1 opening deck hatches with mosquito screens and blinds
- PMMA fixed hull windows with integrated opening porthole
- 2 x 220V outlets
- General cabin lighting with switches at the entrance and by bed sides + reading lights.

Aft bathroom

- Direct access from cabin
- Minimum headroom 2.05m (6'9")
- Solid resin countertop with built in washbasin ("Ice white" colour)
- Separate shower with glass and stainless steel door
- Teak floors in bathroom and shower
- Vanity cabinet and mirror
- Electrical fresh water toilet
- 1 opening deck hatch with mosquito screen and blind

Amidships cabin

- Access from the salon via aft gangway
- Sliding door
- Minimum headroom 2.05m (6'9")
- Bunk bed with two mattresses
- Storage underneath the bed
- Shelves on hull side
- Vanity / desk with storage and shelves on hull side
- 1 opening deck hatches with mosquito screens and blinds
- PMMA fixed hull windows with integrated opening porthole
- 2 x 220V outlets
- General cabin lighting with switches at the entrance and by bed sides + reading lights.

Amidships bathroom

- Direct access from cabin
- Minimum headroom 2.05m (6'9")
- Solid resin countertop with built in washbasin ("Ice white" colour)
- Separate shower with glass and stainless steel door
- Teak floors in bathroom and shower stall
- Vanity cabinet and mirror
- Electrical fresh water toilet
- 1 opening deck hatch with mosquito screen and blind

Forward cabin

- Access from the salon via forward gangway
- Minimum headroom 2.05m (6'9")
- Queen size bed (2,05 m/6'9" X 1,60 m/5'3") with side access and wood slats under mattress
- 2 large drawers under bed
- Bedside storage with top s/s insert and imitation leather finishing
- Hanging locker with shelves
- Storage locker on outboard side
- Shelves on hull side
- 1 Opening deck hatches with mosquito screens and blinds
- PMMA fixed hull windows with integrated opening porthole
- 2 x 220V outlets
- General cabin lighting with switches at the entrance and by bed sides + reading lights.

Forward bathroom

- Direct access from cabin
- Minimum headroom 2.05m (6'9")
- Solid resin countertop with built in washbasin ("Ice white" colour)
- Separate shower with glass and stainless steel door
- Teak floors in bathroom and shower
- Vanity cabinet and mirror
- Electrical fresh water toilet
- 1 opening deck hatch with mosquito screen and blind

STARBOARD HULL**Master cabin**

- Access from the salon with private door
- Glass sliding access door for direct access to starboard side transom
- Minimum headroom 2.05m (6'9")
- Queen size bed (2,05 m/6'9" X 1,60 m/5'3") with side access and wood slats under mattress
- 2 large storage drawers under bed
- Bedside storage with top s/s insert and imitation leather finishing
- Large dressing cabinet with 2 lit wardrobes, 4 closets with shelves and 6 drawers
- Bookshelf and storage area next to dressing cabinet
- Shelves on hull side
- Vanity / desk with storage and shelves on hull side
- Pouf
- Sofa against hull side with side shelf and lower storage area
- Large mirror against sofa
- 3 opening deck hatches with mosquito screens and blinds
- PMMA fixed hull windows with integrated opening porthole
- 3 x 220V outlets
- General cabin lighting with switches at the entrance and by bed sides + reading lights.

Master bathroom

- Solid resin countertop ("Ice white" colour) with built-in washbasin
- Separate shower stall with Plexiglas door
- Teak floors in bathroom and shower
- Storage and mirror
- PMMA fixed hull windows with integrated opening porthole

Master private WC

- Fresh water electric head
- Electrical extractor

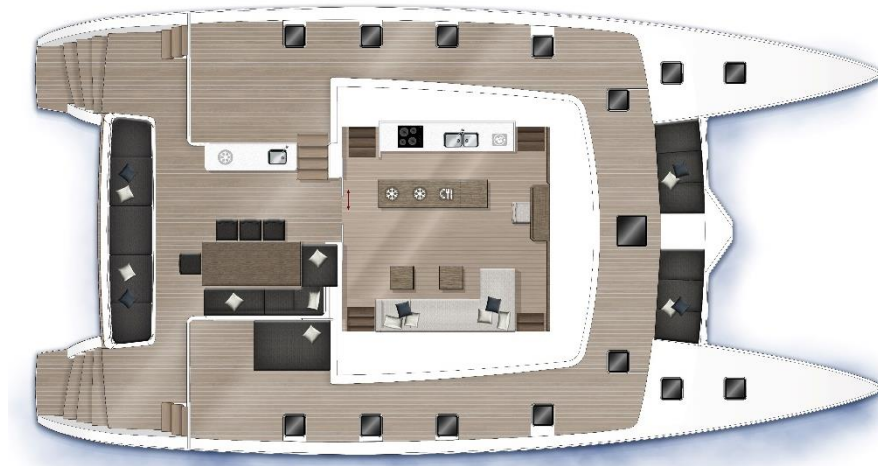
Forward VIP cabin

- Access from the salon with private door
- Minimum headroom 2.05m (6'9")
- Queen size bed (2,05 m/6'9" X 1,60 m/5'3") with side access and wood slats under mattress
- 2 large drawers under bed
- Bedside storage with top s/s insert and imitation leather finishing
- Double hanging locker with lower storage and drawers on hull side
- Bookshelf on hull side
- Storage on hull side
- Desk with storage and shelf on hull side
- 1 opening deck hatches with mosquito screens and blinds
- PMMA fixed hull windows with integrated opening porthole
- 2 x 220V outlets
- General cabin lighting with switches at the entrance and by bed sides + reading lights.

Forward VIP bathroom

- Direct access from cabin
- Minimum headroom 2.05m (6'9")
- Solid resin countertop with built in washbasin ("Ice white" colour)
- Separate shower with glass and stainless steel door
- Teak floors in bathroom and shower
- Vanity cabinet and mirror
- Electrical fresh water toilet
- Opening deck hatch with mosquito screen and blind

6 cabins, 6 heads - central galley



MAIN DECK – SALOON

- Access from the cockpit through sliding & locking door with latching mechanism inside and out. Half way latching points
- Storage under floors with hinged panels and lifting arm
- 2 opening hatches on the front port and starboard windows
- 4 Companionway steps port and starboard, bow and stern, behind and forward main bulkhead.

Starboard side:

- "L" shape sofa
- 2 leather lounge chairs for dining table
- 2 coffee tables with leather insert convertible into one large dining table (electrical pedestal)
- 2 x 220 V outlet
- Cabinet with shelves on forward bulkhead
- Direct LED lights on ceilings

NAV STATION

- Instrument console in leather for electronic equipment
- Chart top in leather on port and starboard side of the wheelhouse
- IPAD (See section 8 - Saloon dashboard display)
- Foghorn, windscreen wipers switches
- 1 X 220 V outlet
- Technical access to electrical equipment under chart table
- Storage on port side of the wheelhouse

- Storage and electrical main panel on starboard side of the wheelhouse, (See section 8)
- 1 leather lounge chairs
- Full equipped wheelhouse: (option)
 - o Leather seat, manually moved (up/down) depending on the seating arrangement selected (option)
 - o Main engines throttles

GALLEY

Port side:

- CORIAN countertop
- Stainless steel double sink under countertops with hot/cold fresh water mixer tap
- Liquid soap dispenser
- Storage with drawers under cooking top and sink
- Waste bins under countertop
- Storage shelves above the sink and main cooking top
- Galley equipment includes:
 - o Induction stove
 - o Extractor
 - o Electrical oven
 - o Washer/dryer (option)
 - o Microwave oven (option)
- 2 X 220V outlets

Central area:

- CORIAN countertop
- Lower storage with drawers and shelves
- Galley equipment includes:
 - o 130 lt stainless still fridge under countertop
 - o Dishwasher (option)
 - o 110lt stainless still freezer under countertop (option)
- TV cabinet with up/down lifting mechanism for a 40" LCD TV (option)
- 3 X 220V outlets

Back galley, (Port side forward companionway):

- 200 l refrigerator (upper space) and 60 l. freezer (lower space), icemaker.



PORTSIDE HULL

Aft cabin

- Access from the salon via aft gangway
- Large glass sliding access door for direct access to cockpit and transom
- Retractable stainless steel leather
- Minimum headroom 2.05m (6'9")
- Queen size bed (2,05 m/6'9" X 1,60 m/5'3") with side access and wood slats under mattress
- 2 large drawers under bed
- Bedside storage with top s/s insert and imitation leather finishing
- Double hanging locker with lower storage and drawers on interior hull side
- Bookshelf on hull side
- 1 opening deck hatches with mosquito screens and blinds
- PMMA fixed hull windows with integrated opening porthole
- 2 x 220V outlets
- General cabin lighting with switches at the entrance and by bed sides + reading lights.

Aft bathroom

- Direct access from cabin
- Minimum headroom 2.05m (6'9")
- Solid resin countertop with built in washbasin ("Ice white" colour)
- Separate shower with glass and stainless steel door
- Teak floors in bathroom and shower
- Vanity cabinet and mirror
- Electrical fresh water toilet
- 1 opening deck hatch with mosquito screen and blind

Amidships cabin

- Access from the salon via aft gangway
- Sliding door
- Minimum headroom 2.05m (6'9")
- Bunk bed with two mattresses
- Storage underneath the bed
- Shelves on hull side
- Vanity / desk with storage and shelves on hull side
- 1 opening deck hatches with mosquito screens and blinds
- PMMA fixed hull windows with integrated opening porthole
- 2 x 220V outlets
- General cabin lighting with switches at the entrance and by bed sides + reading lights.

Amidships bathroom

- Direct access from cabin
- Minimum headroom 2.05m (6'9")
- Solid resin countertop with built in washbasin ("Ice white" colour)
- Separate shower with glass and stainless steel door
- Teak floors in bathroom and shower stall
- Vanity cabinet and mirror
- Electrical fresh water toilet
- 1 opening deck hatch with mosquito screen and blind

Forward cabin

- Access from the salon via forward gangway
- Minimum headroom 2.05m (6'9")
- Queen size bed (2,05 m/6'9" X 1,60 m/5'3") with side access and wood slats under mattress
- 2 large drawers under bed
- Bedside storage with top s/s insert and imitation leather finishing
- Hanging locker with shelves
- Storage locker on outboard side
- Shelves on hull side
- 1 Opening deck hatches with mosquito screens and blinds
- PMMA fixed hull windows with integrated opening porthole
- 2 x 220V outlets
- General cabin lighting with switches at the entrance and by bed sides + reading lights.

Forward bathroom

- Direct access from cabin
- Minimum headroom 2.05m (6'9")
- Solid resin countertop with built in washbasin ("Ice white" colour)
- Separate shower with glass and stainless steel door
- Teak floors in bathroom and shower
- Vanity cabinet and mirror
- Electrical fresh water toilet
- 1 opening deck hatch with mosquito screen and blind

STARBOARD HULL**Aft cabin**

- Access from the salon via aft gangway
- Large glass sliding access door for direct access to cockpit and starboard side transom
- Retractable stainless steel lather
- Minimum headroom 2.05m (6'9")
- Queen size bed (2,05 m/6'9" X 1,60 m/5'3") with side access and wood slats under mattress
- 2 large drawers under bed
- Bedside storage with top s/s insert and imitation leather finishing
- Double hanging locker with lower storage and drawers on interior hull side
- Bookshelf on hull side
- Opening deck hatches with mosquito screens and blinds
- PMMA fixed hull windows with integrated opening porthole
- 2 x 220V outlets
- General cabin lighting with switches at the entrance and by bed sides + reading lights.

Aft bathroom

- Direct access from cabin
- Minimum headroom 2.05m (6'9")
- Solid resin countertop with built in washbasin ("Ice white" colour)
- Separate shower with glass and stainless steel door
- Teak floors in bathroom and shower
- Vanity cabinet and mirror
- Electrical fresh water toilet
- 1 opening deck hatch with mosquito screen and blind

Amidships cabin

- Access from the salon via aft gangway

- Minimum headroom 2.05m (6'9")
- Queen size bed (2,05 m/6'9" X 1,60 m/5'3") with side access and wood slats under mattress
- 2 large drawers under bed
- Bedside storage with top s/s insert and imitation leather finishing
- Hanging locker with shelves on inner hull side
- Shelves on hull side
- 1 Opening deck hatches with mosquito screens and blinds
- PMMA fixed hull windows with integrated opening porthole
- 2 x 220V outlets
- General cabin lighting with switches at the entrance and by bed sides + reading lights.

Amidships bathroom

- Direct access from cabin
- Minimum headroom 2.05m (6'9")
- Solid resin countertop with built in washbasin
- Separate shower with glass and stainless steel door
- Teak floors in bathroom and shower
- Vanity cabinet and mirror
- Electrical fresh water toilet
- 1 opening deck hatch with mosquito screen and blind

Forward cabin

- Access from the salon via forward gangway
- Minimum headroom 2.05m (6'9")
- Queen size bed (2,05 m/6'9" X 1,60 m/5'3") with side access and wood slats under mattress
- 2 large drawers under bed
- Bedside storage with top s/s insert and imitation leather finishing
- Hanging locker with shelves
- Storage locker on outboard side
- Shelves on hull side
- 1 Opening deck hatches with mosquito screens and blinds
- PMMA fixed hull windows with integrated opening porthole
- 2 x 220V outlets
- General cabin lighting with switches at the entrance and by bed sides + reading lights.

Forward bathroom

- Direct access from cabin

- Minimum headroom 2.05m (6'9")
- Solid resin countertop with built in washbasin ("Ice white" colour)
- Separate shower with glass and stainless steel door
- Teak floors in bathroom and shower
- Vanity cabinet and mirror
- Electrical fresh water toilet
- 1 opening deck hatch with mosquito screen and blind



LAGOON

162, quai de Brazza
CS 81217
33072 Bordeaux Cedex - France
Tél. 33 + (0) 557 80 92 80
E-mail : info@cata-lagoon.com
www.cata-lagoon.com